

Scaled data based on original data using
LM-79-08 Approved Method: Electrical and Photometric Measurements of Solid-
State Lighting Products

Test Report Prepared for
Cooper Lighting Solutions
(formerly Eaton)

Brand: McGRAW-EDISON

Report Number: P200148

Luminaire Tested: **GWC-AF-02-LED-E1-SL4-600**

Issue Date: 3/3/2020

Test Information

Test Method: LM-79-08
Report Number: P200148
TEST IS SCALED FROM IESNA LM-79-08 TEST DATA (P24294)
Test Lab: INNOVATION CENTER P2
Issue Date: 3/3/2020
Manufacturer: COOPER LIGHTING SOLUTIONS (FORMERLY EATON)
Product Line: MCGRAW-EDISON
Catalog Number: GWC-AF-02-LED-E1-SL4-600
Description: GALLEON WALL LUMINAIRE
(2) 70 CRI, 4000K, 615mA LIGHTSQUARES WITH 16 LEDS EACH AND TYPE IV SPILL
LIGHT ELIMINATOR OPTICS
Light Source: -
Ballast/Driver: ELECTRONIC DRIVER

Summary

Lumens per Lamp: N/A
Luminaire Lumens: 7954.5 lumens
Efficiency: N/A
Efficacy: 120.5 lumens/watt
Luminous Opening: Rectangular (W 1' x L: 0.5' x H: 0')
IES Classification: Type IV - Short - Semi-Cutoff
BUG Rating: B1 - U0 - G2

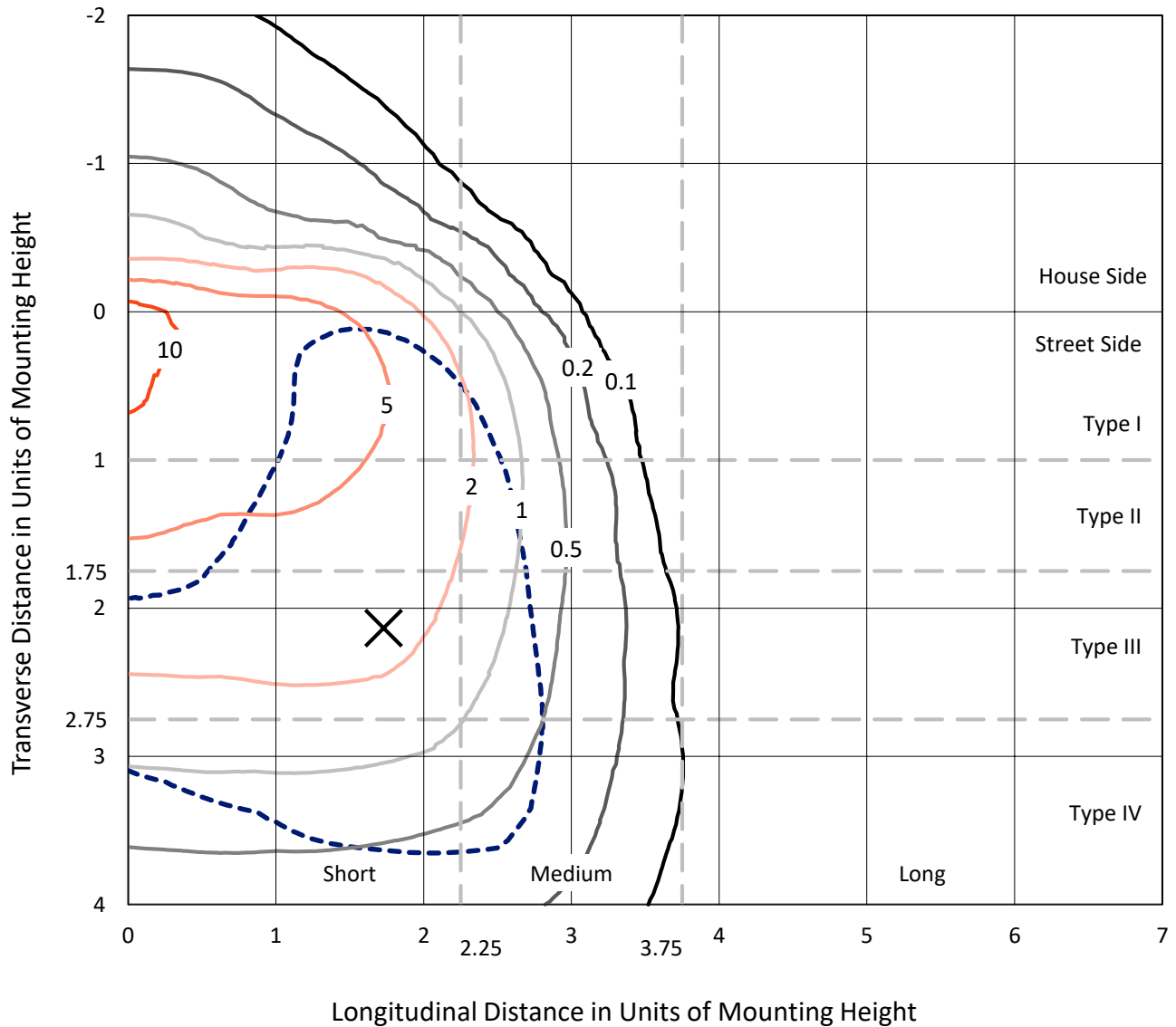
Input Watts (W): 66
Input Voltage (V): NR
Input Current (Ain): NR
Voltage Rise (V): NR
Power Factor: NR
Total Harmonic Distortion (THDi): NR
Frequency (hertz): 60
Stabilization Time: NR
Operation Time: NR
Ambient Temperature (°C): NR
Test Distance: 25 FT



REPORT NUMBER: P200148
 CATALOG NUMBER: GWC-AF-02-LED-E1-SL4-600

Iso-Footcandle Lines of Horizontal Illumination

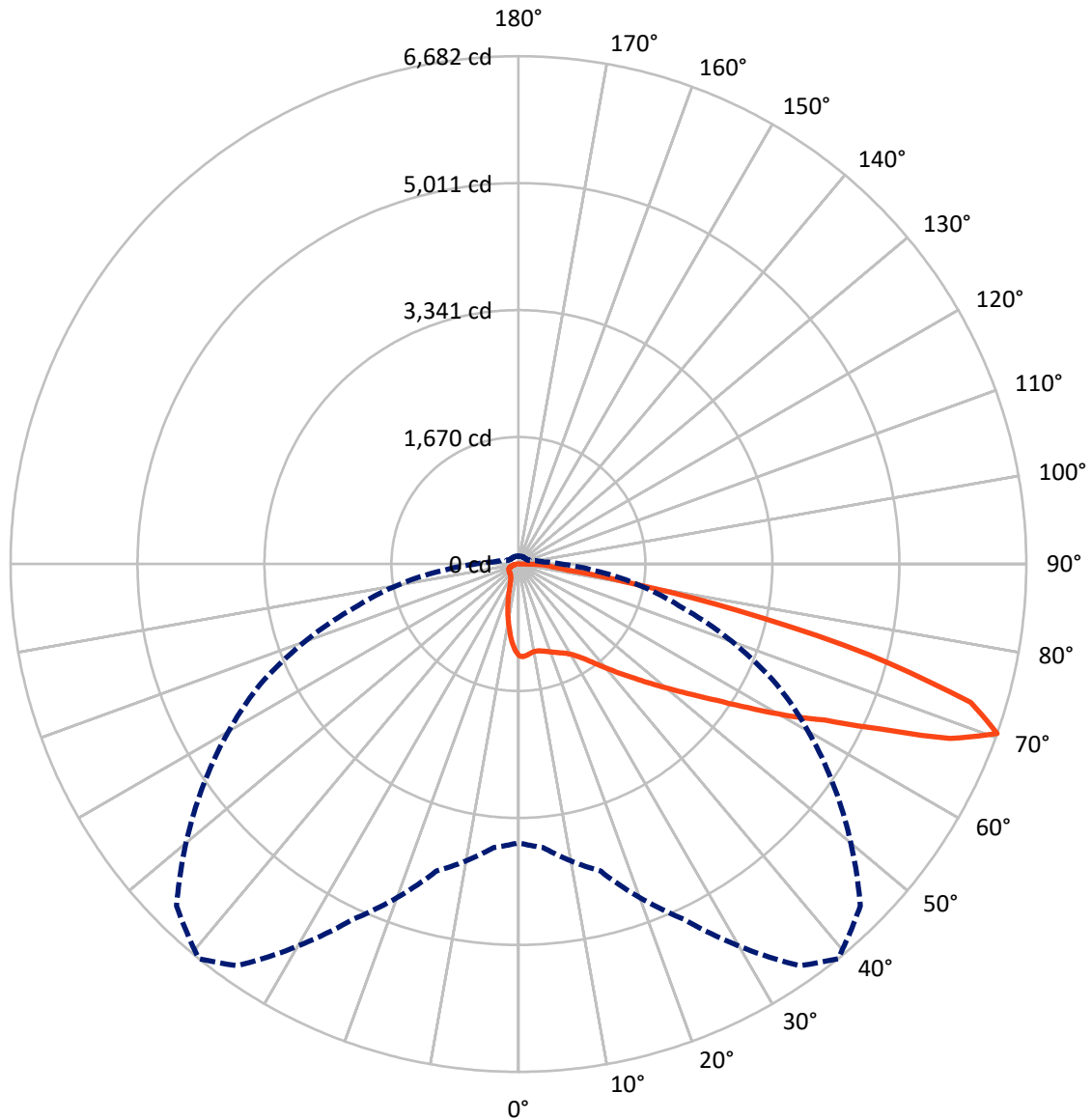
✕ Max cd
 - - - 1/2 Max cd



Based on 10 foot mounting height. Maximum calculated value = 12.1 fc
 Type IV - Short - Semi-Cutoff

REPORT NUMBER: P200148
CATALOG NUMBER: GWC-AF-02-LED-E1-SL4-600

Luminous Intensity Polar Plot



— Vertical Plane Through 39-Deg Lateral - - - Horizontal Cone Through 70-Deg Vertical

REPORT NUMBER: P200148

CATALOG NUMBER: GWC-AF-02-LED-E1-SL4-600

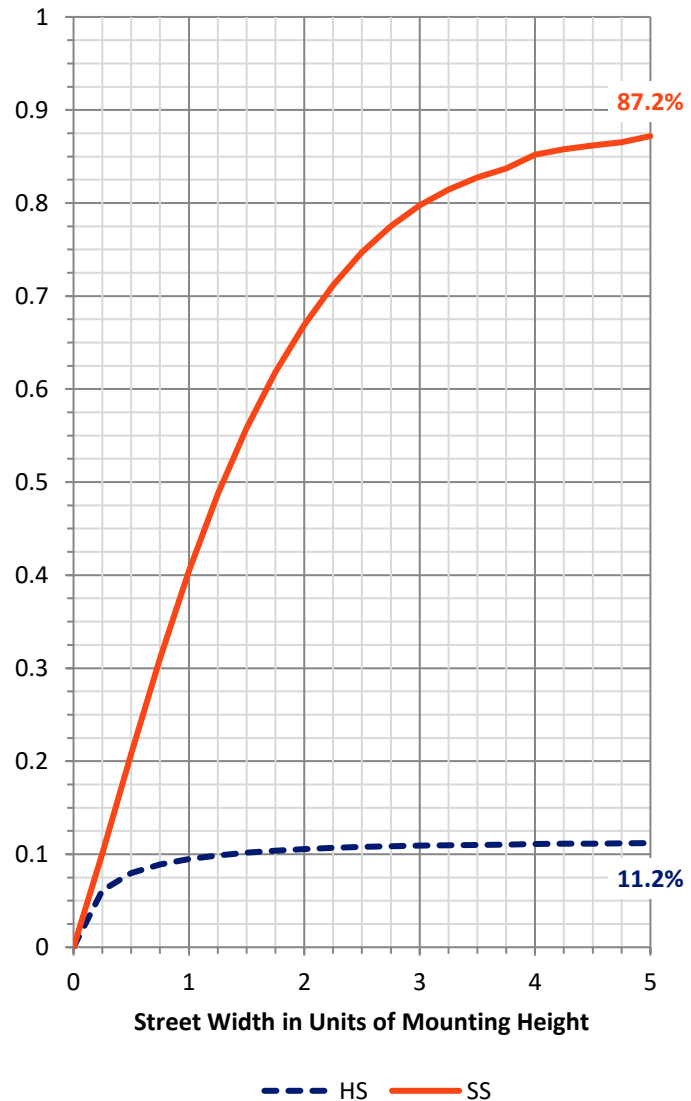
FLUX DISTRIBUTION:

		Downward	Upward	Total
House Side	Lumens	904.7	0.0	904.7
	% Fixture	11.4	0.0	11.4
Street Side	Lumens	7049.8	0.0	7049.8
	% Fixture	88.6	0.0	88.6
Total	Lumens	7954.5	0.0	7954.5
	% Fixture	100.0	0.0	100.0

Coefficient of Utilization

ZONAL LUMENS:

Zone	Lumens	% Fixture
0°-10°	103.6	1.3
10°-20°	259.0	3.3
20°-30°	403.3	5.1
30°-40°	628.3	7.9
40°-50°	1054.9	13.3
50°-60°	1675.8	21.1
60°-70°	2235.3	28.1
70°-80°	1349.8	17.0
80°-90°	244.3	3.1
90°-100°	0.0	0.0
100°-110°	0.0	0.0
110°-120°	0.0	0.0
120°-130°	0.0	0.0
130°-140°	0.0	0.0
140°-150°	0.0	0.0
150°-160°	0.0	0.0
160°-170°	0.0	0.0
170°-180°	0.0	0.0
0°-90°	7954.5	100.0
0°-180°	7954.5	100.0



REPORT NUMBER: P200148

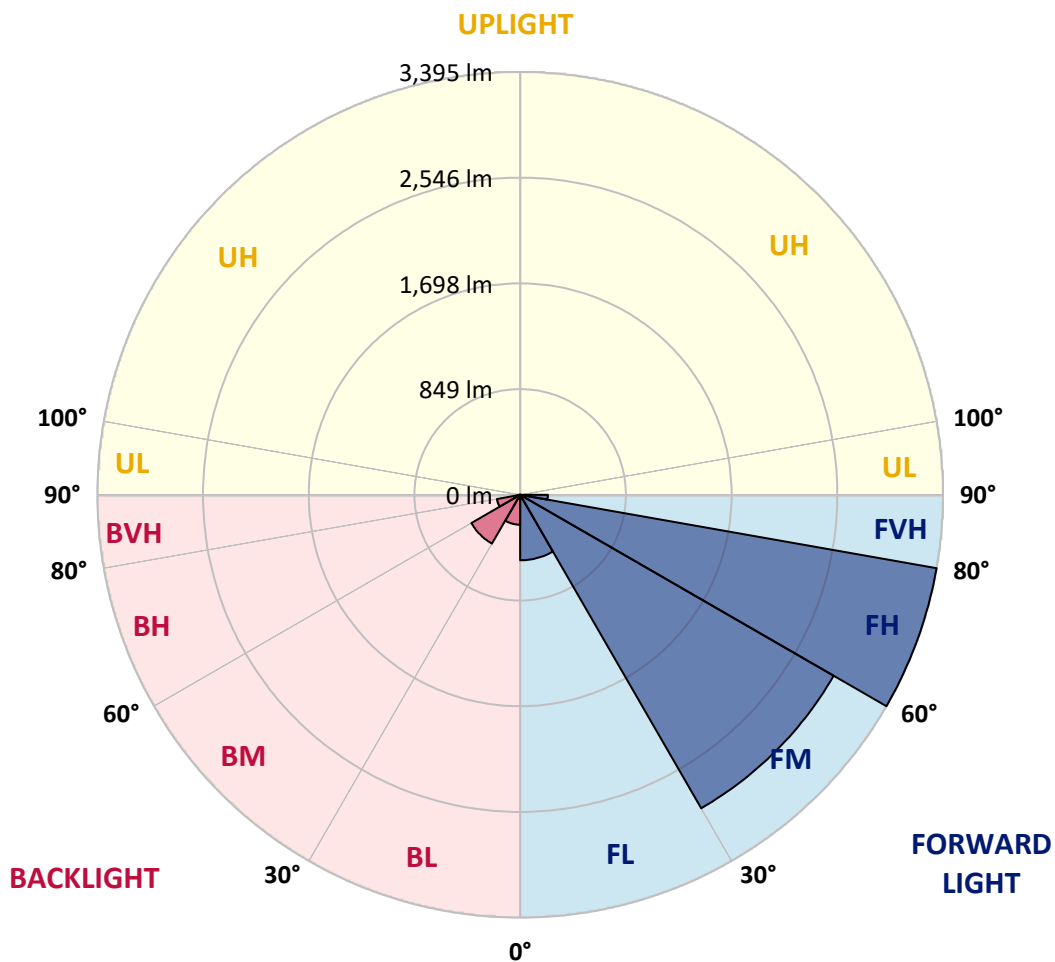
CATALOG NUMBER: GWC-AF-02-LED-E1-SL4-600

LUMINAIRE CLASSIFICATION SYSTEM LUMEN TABLE AND BUG RATING:

Zone		Lumens	% Fixture	Zone Rating/Lumen Limit		
				B	U	G
FL	(0°-30°)	526.0	6.6			
FM	(30°-60°)	2906.3	36.5			
FH	(60°-80°)	3395.2	42.7			G2/5000
FVH	(80°-90°)	222.3	2.8			G2/225
BL	(0°-30°)	240.0	3.0	B1/500		
BM	(30°-60°)	452.7	5.7	B1/1000		
BH	(60°-80°)	189.9	2.4	B1/500		G1/500
BVH	(80°-90°)	22.0	0.3			G1/100
UL	(90°-100°)	0.0	0.0		U0/0	
UH	(100°-180°)	0.0	0.0		U0/0	

BUG Rating: B1-U0-G2

Type IV Short





REPORT NUMBER: P200148

CATALOG NUMBER: GWC-AF-02-LED-E1-SL4-600

CANDELA DISTRIBUTION (FULL):

	0°	5°	15°	25°	35°	39°	45°	55°	65°	75°	85°
0°	1207.6	1207.6	1207.6	1207.6	1207.6	1207.6	1207.6	1207.6	1207.6	1207.6	1207.6
2.5°	1231.0	1230.7	1227.4	1225.0	1222.9	1222.1	1223.8	1217.7	1212.5	1206.0	1199.1
5°	1221.8	1221.4	1216.1	1211.3	1206.4	1204.7	1204.4	1193.5	1187.0	1177.3	1164.3
7.5°	1211.7	1209.6	1202.8	1194.7	1186.2	1182.1	1178.1	1163.9	1156.7	1146.9	1132.0
10°	1201.1	1198.7	1192.2	1184.2	1176.1	1169.9	1163.1	1149.4	1141.7	1134.5	1117.1
12.5°	1190.2	1188.2	1186.6	1182.9	1177.3	1172.0	1166.8	1155.0	1146.9	1138.4	1118.2
15°	1188.6	1187.7	1191.4	1193.9	1190.6	1187.3	1181.7	1171.6	1163.1	1154.6	1128.3
17.5°	1201.6	1201.1	1210.5	1216.9	1215.3	1209.6	1202.0	1190.6	1183.8	1176.5	1143.8
20°	1229.9	1231.8	1243.2	1251.7	1243.6	1235.5	1222.9	1207.2	1203.6	1200.3	1159.5
22.5°	1283.2	1285.2	1293.3	1296.6	1275.5	1263.9	1246.5	1226.2	1223.8	1226.2	1178.5
25°	1366.6	1364.5	1363.3	1351.2	1312.8	1294.5	1272.3	1251.3	1252.5	1263.4	1205.1
27.5°	1476.9	1466.0	1449.0	1412.7	1351.6	1331.4	1304.3	1284.8	1292.5	1313.6	1245.2
30°	1591.4	1579.2	1540.1	1480.6	1402.6	1380.3	1350.0	1328.1	1348.4	1381.5	1298.6
32.5°	1697.4	1695.7	1638.4	1561.8	1472.9	1453.5	1423.1	1398.5	1431.2	1481.8	1378.7
35°	1813.1	1816.7	1747.9	1656.2	1568.0	1547.7	1525.9	1507.3	1551.0	1620.6	1494.7
37.5°	1936.8	1944.1	1862.8	1759.3	1676.3	1667.8	1654.9	1646.8	1714.4	1810.6	1657.0
40°	2102.2	2094.9	1982.1	1875.7	1809.4	1809.0	1805.0	1814.6	1927.0	2058.9	1865.2
42.5°	2279.3	2257.9	2108.7	2000.7	1955.4	1969.2	1977.3	2016.8	2183.1	2360.7	2119.1
45°	2470.2	2422.1	2240.1	2133.0	2117.6	2146.7	2174.2	2260.3	2484.3	2704.0	2397.4
47.5°	2622.6	2576.2	2376.0	2271.7	2305.2	2349.3	2402.3	2538.6	2821.7	3058.6	2672.0
50°	2742.8	2712.5	2513.1	2433.4	2511.9	2579.8	2666.3	2853.6	3172.7	3404.1	2926.5
52.5°	2859.2	2836.6	2651.4	2599.2	2754.5	2848.4	2966.0	3191.7	3532.7	3743.8	3140.4
55°	2964.4	2948.2	2800.2	2805.9	3040.1	3162.1	3310.2	3576.7	3925.0	4046.7	3321.5
57.5°	3083.0	3062.3	2970.1	3065.2	3406.8	3565.4	3757.9	4009.5	4292.9	4316.0	3459.4
60°	3202.2	3184.4	3158.6	3364.4	3872.8	4039.4	4221.8	4428.9	4666.3	4525.1	3451.3
62.5°	3305.8	3307.8	3353.4	3678.6	4328.9	4521.9	4744.3	4948.9	5004.0	4561.5	3196.2
65°	3481.3	3513.2	3649.5	4123.5	4971.2	5229.2	5502.1	5469.4	5097.4	4221.4	2648.9
67.5°	3690.0	3746.1	4022.4	4716.4	5782.8	6125.4	6231.0	5587.2	4723.3	3431.6	1888.3
70°	3668.9	3746.1	4183.4	5158.4	6451.8	6681.5	6361.2	5056.5	3750.6	2241.7	1003.0
72.5°	3258.0	3368.5	3855.4	4955.8	6241.1	6220.9	5522.4	3769.7	2228.4	900.3	391.9
75°	2483.2	2594.8	3013.8	3915.2	4932.8	4762.9	3918.5	2082.4	845.7	357.5	247.1
77.5°	1428.4	1515.0	1838.5	2401.1	3129.4	2955.1	2181.0	926.2	411.7	249.1	192.9
80°	797.5	845.7	1042.2	1218.1	1533.6	1405.7	975.9	575.5	307.4	180.8	148.8
82.5°	630.5	673.4	842.8	768.4	700.4	646.3	560.6	512.4	245.5	114.1	89.0
85°	550.9	591.7	713.4	605.0	478.4	438.8	455.4	504.3	190.9	68.7	76.0
87.5°	510.4	565.0	635.8	466.3	372.5	330.0	420.2	552.8	61.5	42.9	30.7
90°	0.0	0.0	0.0	0.0	0.0	0.0	0.0	0.0	0.0	0.0	0.0



REPORT NUMBER: P200148

CATALOG NUMBER: GWC-AF-02-LED-E1-SL4-600

CANDELA DISTRIBUTION (continued):

	90°	95°	105°	115°	125°	135°	145°	155°	165°	175°	180°
0°	1207.6	1207.6	1207.6	1207.6	1207.6	1207.6	1207.6	1207.6	1207.6	1207.6	1207.6
2.5°	1193.1	1186.6	1176.1	1166.8	1152.3	1144.5	1136.0	1130.0	1125.1	1121.1	1127.5
5°	1156.2	1144.1	1121.9	1098.0	1069.7	1047.5	1028.9	1011.5	999.3	991.2	996.9
7.5°	1121.5	1101.6	1066.8	1023.6	975.1	933.9	899.9	869.9	849.3	836.0	841.2
10°	1101.6	1077.0	1023.2	955.2	883.6	819.4	766.0	719.9	687.9	669.7	672.6
12.5°	1096.8	1064.9	990.4	897.0	799.1	709.7	634.5	570.6	525.8	502.3	503.1
15°	1100.4	1059.6	959.7	841.2	717.5	604.6	510.8	433.1	380.9	354.2	353.8
17.5°	1106.5	1055.6	927.3	780.9	634.5	503.5	398.7	322.7	276.6	255.2	253.6
20°	1113.0	1049.0	891.0	715.9	548.4	409.7	312.2	252.8	223.6	212.0	211.1
22.5°	1122.3	1043.4	853.3	647.1	463.9	333.7	256.8	216.8	201.4	195.4	194.6
25°	1137.2	1040.5	813.3	575.5	387.8	279.1	223.6	199.0	190.1	186.1	185.7
27.5°	1162.3	1044.6	775.7	506.0	326.0	242.2	205.0	190.1	183.6	179.9	179.5
30°	1194.7	1057.1	736.0	440.0	277.8	217.2	193.7	184.0	178.7	175.1	175.1
32.5°	1248.4	1078.2	694.4	383.0	243.5	199.8	185.3	178.7	174.3	171.4	171.0
35°	1327.7	1117.8	655.6	335.6	218.8	187.2	178.0	173.1	169.8	168.3	168.3
37.5°	1443.0	1180.5	621.2	301.7	203.9	178.7	171.0	167.5	165.4	165.4	165.4
40°	1597.8	1267.0	593.3	279.1	195.4	172.7	165.8	163.0	161.7	162.1	162.1
42.5°	1789.1	1379.4	574.7	263.3	191.3	169.1	162.1	159.8	158.6	158.1	158.6
45°	2007.1	1507.3	572.6	251.5	187.2	166.6	159.8	157.3	154.9	153.2	153.2
47.5°	2219.1	1637.1	589.2	247.6	182.8	163.8	157.7	155.3	151.7	148.0	148.0
50°	2406.3	1747.5	611.5	249.1	181.2	159.8	154.5	153.2	147.6	143.5	143.2
52.5°	2555.1	1832.4	629.7	254.0	182.8	156.9	150.5	150.9	144.7	140.3	139.9
55°	2674.5	1888.3	624.8	258.8	186.5	155.3	146.8	147.6	142.8	138.3	138.3
57.5°	2726.7	1867.6	571.0	254.8	189.2	155.7	143.9	147.2	143.2	139.1	139.1
60°	2614.6	1684.4	470.4	237.0	185.7	154.5	142.8	148.8	148.4	144.3	143.9
62.5°	2275.7	1356.4	364.8	210.7	173.1	148.4	139.5	148.4	152.8	151.7	151.3
65°	1754.0	966.2	278.7	182.4	156.1	138.3	131.0	139.1	145.2	146.8	146.4
67.5°	1138.4	592.1	214.7	155.7	137.1	126.5	120.1	123.8	125.0	125.0	124.2
70°	559.8	318.6	171.0	131.0	117.6	114.1	110.4	108.4	106.4	104.8	104.8
72.5°	276.2	208.3	140.8	110.8	101.5	99.9	99.1	96.7	95.0	93.0	92.2
75°	204.3	169.5	119.7	93.4	87.4	85.7	87.4	85.3	84.9	83.3	82.6
77.5°	167.9	144.3	103.1	80.1	74.8	72.0	74.4	74.8	75.2	72.8	72.0
80°	136.3	122.1	86.1	66.3	61.5	59.4	61.1	64.3	65.2	61.5	59.8
82.5°	98.3	99.9	69.6	51.8	47.8	46.1	49.3	53.4	54.2	48.9	47.8
85°	82.6	83.3	53.4	36.8	32.7	30.4	35.6	39.6	42.5	37.2	36.0
87.5°	34.4	48.9	30.7	20.7	18.2	15.8	19.0	21.1	25.5	23.4	23.0
90°	0.0	0.0	0.0	0.0	0.0	0.0	0.0	0.0	0.0	0.0	0.0

(END OF REPORT)